



**Hollywood  
LIGHTS  
INC.**

**A guide to**

*Wedding Lighting*

We understand that lighting can be a new world for a lot of people and encourage you to use this quick reference guide when thinking about the look & feel you desire for your wedding. Don't hesitate to give us a call if you have any questions or ideas.



## Uplighting

Consider it the "base coat" of lighting for your wedding. The quickest and most dramatic way to transform any room with light is by uplighting the perimeter of the space, grazing the walls, ceilings and architectural detail with light and color.


Uplighting can be any color of your choice, preferably a color that ties in with your linens, florals, or overall color palette. The end result? A subtle, magical and romantic glow.

## Accent Lighting

Don't get caught in the dark!

There's nothing worse than a bar or escort card table with no light. Accent lighting is a must to ensure that your key guest stations are lit.

Not to mention, you'll definitely want your wedding cake to get some attention too!



## Pin Spotting

A pin spot is a sharp, focused accent light directed at your floral centerpiece.

Pin spotting not only helps illuminate the room, but makes all of your guest tables pop with light.

If your florals are an integral design element at your wedding, a little light will give them a beautiful finishing touch.

## Monogram Projections

Your wedding monogram, date, initials, or other design motif can easily be custom made into an illuminated projection.

Your custom design can be projected on a blank wall or dance floor in any color. If you don't already have a monogram, Hollywood Lights is happy to assist you in designing one that ties into the overall style of your wedding.



## Washes


A wash is simply a projection of colored or patterned illumination. There are a variety of different types of washes and endless possibilities.




Dance



Ceiling



Wall Wash




Floor

## Other Considerations

In addition to the above lighting enhancements, you might also want to think about some of the following specialty elements to spice up your event. Give us a call for more info!

- LED Color Changing Lighting
- Dramatic Landscape Illumination
- Chandeliers
- Lanterns
- Italian Piazza Lights
- Pathway Illumination
- Illuminated Dance Floors



## Custom Lighting

Want something unique to make your wedding one of a kind? We offer beautiful custom lighting options that will make your big day unforgettable. Give us your lighting ideas and we'll bring them to life.



Pendant Chandeliers



Light Walls



Onion Lanterns



Pendant Lighting

---

## Audio • Visual

With or without lighting, audio and visual affects can greatly impact the ambience of your wedding. Whether you're looking for a wireless microphone for toasts, background cocktail and dinner music, or to play a personalized slideshow for your guests, we provide top of the line systems.

- Ceremony Audio Packages
- Reception Audio Packages
- Background Cocktail & Dinner Music
- Soundscapes
- Custom Slideshows
- Video Projection
- Flatscreen Plasmas





## Next Steps

- After you contact us, we'll touch base by phone and/or email within 24-48 business hours to discuss your lighting needs and the overall style of your event.
- If you prefer, we can set up a free consultation at your venue or our offices to discuss options and ideas in person.
- More often than not, we can email you preliminary ideas and costs after an initial phone meeting!
- Our preliminary proposals always outline a minimum design package along with a variety of specialty and optional design elements to choose from - all specifically tailored to your event venue.
- After deciding on a final design that fits into your budget, Hollywood Lights, Inc. will submit a final proposal and contract for review and signature.
- We request a 50% deposit to hold the date and begin the pre-production process. The remaining balance is due on or before your event date.
- After booking, we'll touch base with you and your other vendors as the date nears to make sure all the details are covered!



## Tips

- Space books up quickly! We recommend booking your wedding with Hollywood Lights, Inc. no later than four to six months prior to your planned date. This is particularly important if you're planning your wedding during the months of May, June, or September.
- If your event date is 8-12+ months away, we're happy to get you some preliminary ideas. Keep in mind that lighting is one of the very last elements to come into play as our design is based heavily on other design elements (florists, catering, entertainment, and more). Often, it is difficult to accurately prepare a design and quote without this information, but we can assist you in asking all the right questions during your early planning stages.
- We're here to help make your day special and unique! Feel free to bounce all of your creative ideas off of us. We will always try our best to bring your visions to life.